

# Pop Up Display Neo 3x3 Curved

Client to supply press quality pdf with 25mm bleed and trim marks

- PDF to be 100% size
- PDF to be supplied as a 1 up spread


Repro to use 'Pop Up Clean Up' action list to crop pdf to 25mm bleed and trims.

### Display specs

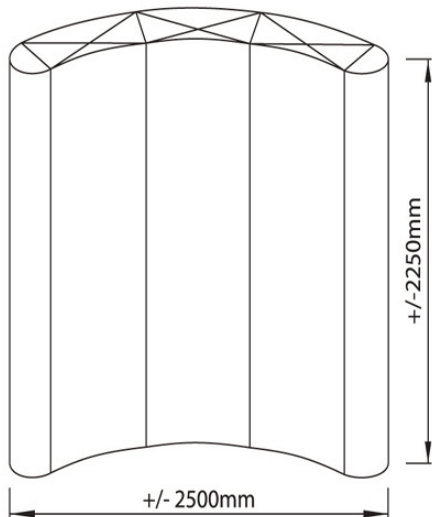
3x3 Curved (Neo-Cur-33)  
H2225mm x W3365mm

### Pop up Case Graphic Wrap

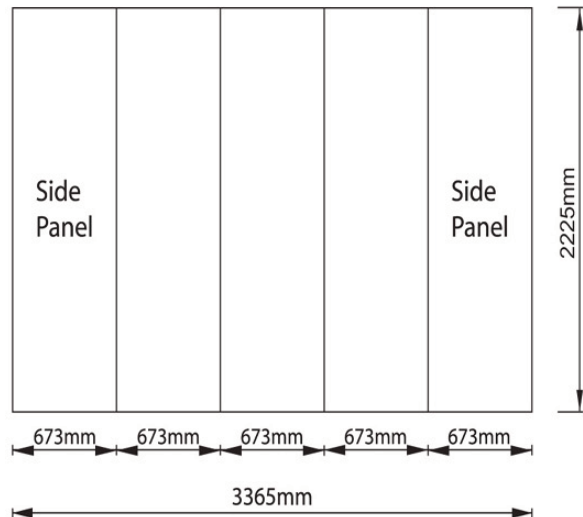
3 Locks case  
W1780mm x H800mm



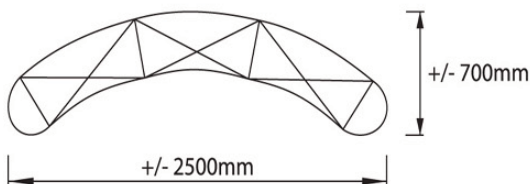
Front View - Stand Size



Panel Size



Top View - Stand Size



Remark:

1. Please avoid putting small text on the cutting lines.
2. Please note the outer half of the side panels will turn to the back after set up and would not be visible when standing in the front
3. Please submit the file in the panel size of 3365mmW x 2225mmH

Continued

# Pop Up Display Neo 3x3 Straight

Client to supply press quality pdf with 25mm bleed and trim marks

- PDF to be 100% size
- PDF to be supplied as a 1 up spread

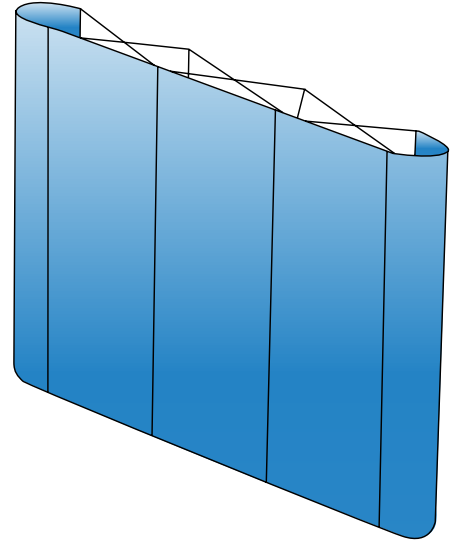
Repro to use 'Pop Up Clean Up' action list to crop pdf to 25mm bleed and trims.

### Display specs

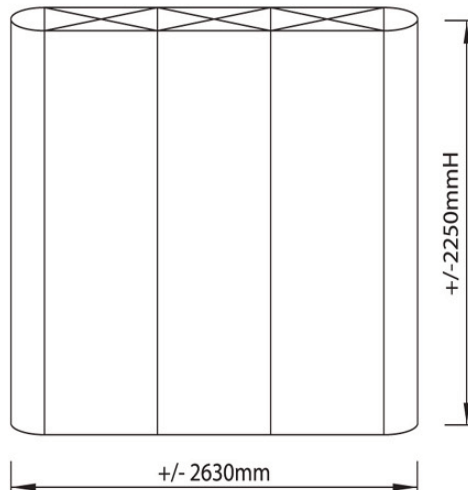
3x3 Straight (Neo-Str-33)  
H2225mm x W3545mm

### Pop up Case Graphic Wrap

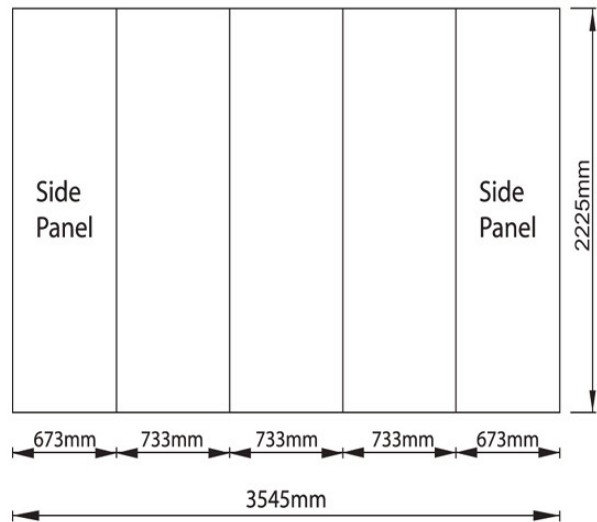
3 Locks case  
W1780mm x H800mm



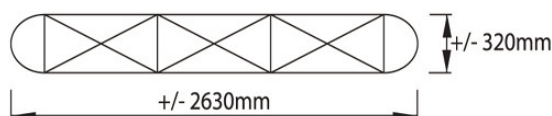
Front View - Stand Size



Panel Size



Top View - Stand Size



Remark:

1. Please avoid putting small text on the cutting lines.
2. Please note the outer half of the side panels will turn to the back after set up and would not be visible when standing in the front
3. Please submit the file in the panel size of 3545mmW x 2225mmH

Continued

# Pop Up Display Neo 4x3 Curved

Client to supply press quality pdf with 25mm bleed and trim marks

- PDF to be 100% size
- PDF to be supplied as a 1 up spread

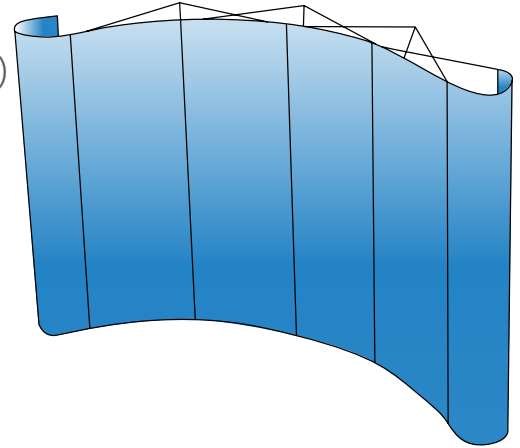
Repro to use 'Pop Up Clean Up' action list to crop pdf to 25mm bleed and trims.

### Display specs

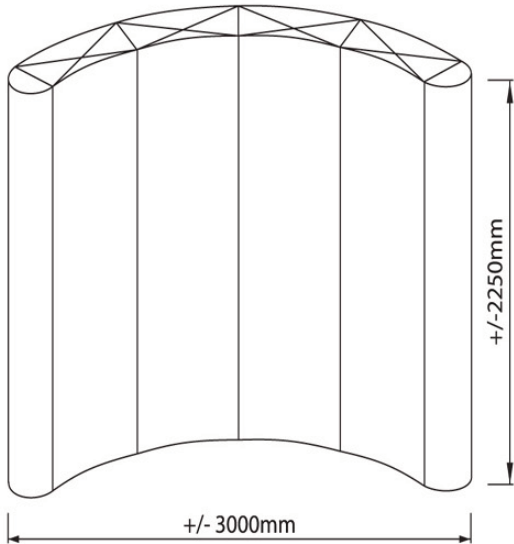
4x3 Curved (Neo-Cur-43)  
H2225mm x W4038mm

### Pop up Case Graphic Wrap

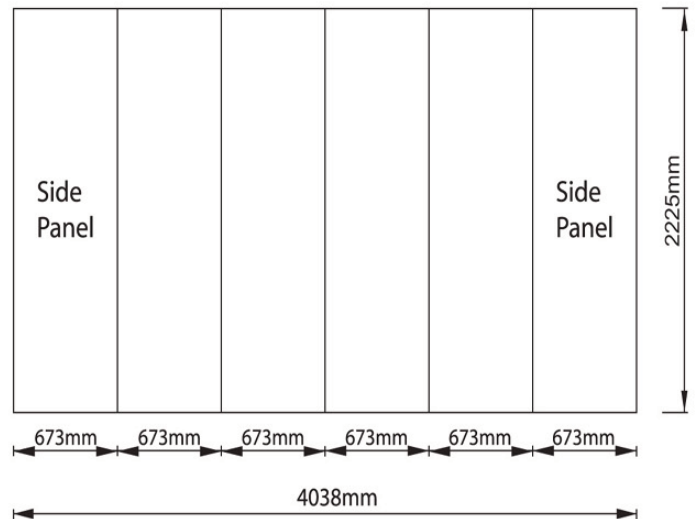
3 Locks case  
W1780mm x H800mm



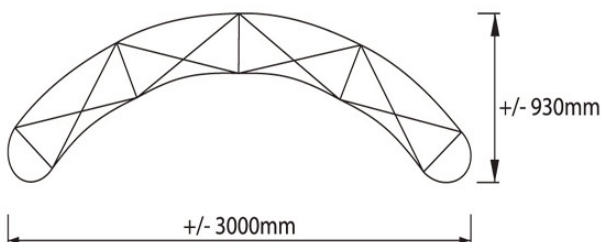
### Front View - Stand Size



### Panel Size



### Top View - Stand Size



### Remark:

1. Please avoid putting small text on the cutting lines.
2. Please note the outer half of the side panels will turn to the back after set up and would not be visible when standing in the front
3. Please submit the file in the panel size of 4038mmW x 2225mmH

Continued

# Pop Up Display Neo 4x3 Straight

Client to supply press quality pdf with 25mm bleed and trim marks

- PDF to be 100% size
- PDF to be supplied as a 1 up spread

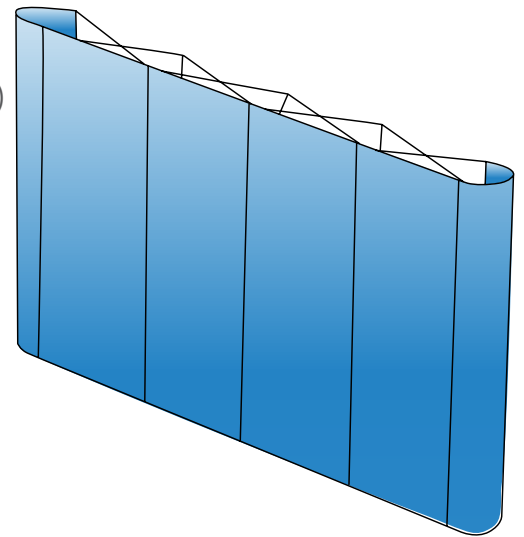
Repro to use 'Pop Up Clean Up' action list to crop pdf to 25mm bleed and trims.

## Display specs

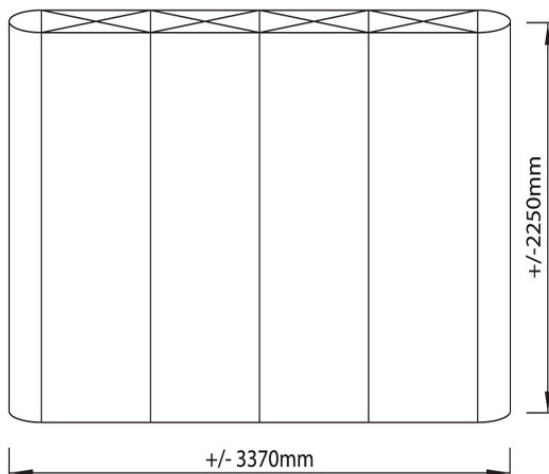
4x3 Straight (Neo-Str-43)  
H2225mm x W4278mm

## Pop up Case Graphic Wrap

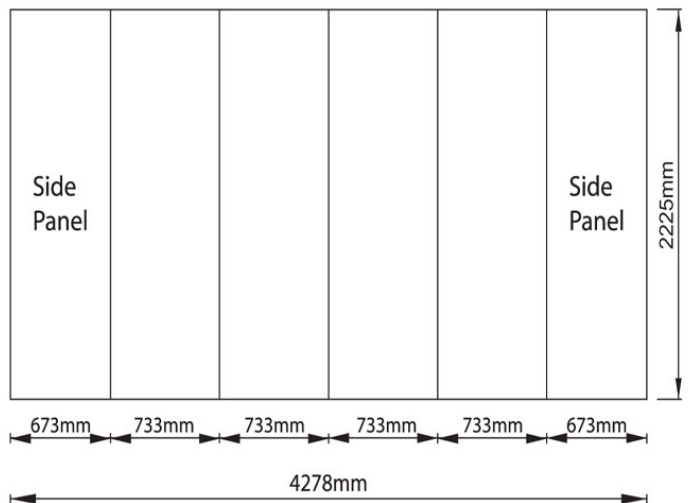
3 Locks case  
W1780mm x H800mm



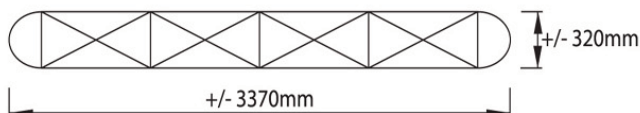
## Front View - Stand Size



## Panel Size



## Top View - Stand Size



## Remark:

1. Please avoid putting small text on the cutting lines.
2. Please note the outer half of the side panels will turn to the back after set up and would not be visible when standing in the front
3. Please submit the file in the panel size of 4278mmW x 2225mmH